

# PARA HILLS WEST PRIMARY SCHOOL

*Respect Integrity Belonging Achievement*

Term 1 Week 11

# WESTIES WORLD

## DATES to REMEMBER

### WEEK 11

Friday 10<sup>th</sup> April  
END OF TERM 1  
EARLY DISMISSAL  
**2 PM**

## TERM 2

### WEEK 1

Term 2 begins  
Monday 27<sup>th</sup> April

Friday 1<sup>st</sup> May  
African Drumming Incursion

### WEEK 2

Wednesday 6<sup>th</sup> May  
Footsteps

Wednesday 6<sup>th</sup> May  
Room 18 & 19 Excursion

Thursday 7<sup>th</sup> May  
Mothers Day Stall

Friday 8<sup>th</sup> May  
SAPSASA  
Cross Country

APRIL 11TH-26TH

# Happy Holidays

*What a busy 1st term we have  
had for the start of 2026.  
Please take this time to have a  
safe and restful break.*

We look forward to  
welcoming you back at  
school, ready to learn on  
Monday 27<sup>th</sup> April.



Balkara Road, Para Hills West, South Australia  
Tel: 8258 2216  
Fax: 8281 5837  
Email: [dl.1045.info@schools.sa.edu.au](mailto:dl.1045.info@schools.sa.edu.au)



Government of South Australia  
Department for Education



## What We Love Doing in Room 15

Room 15 has been full of excitement, learning, and proud moments! Our Reception and Year 1 students have been busy building their skills



## Reading

Students have been enjoying quiet reading time, exploring new books, and building their fluency and comprehension. We are so proud of how focused and engaged everyone has been during reading sessions. Our reading goal this term has been to read for ten minutes each and every day .

### Writing and Literacy Fun

We have loved practising our letters, sounds, and words during our literacy sessions. and early morning activities. Students have been working hard to form letters correctly, recognise sounds, and begin writing simple words and sentences. It has been wonderful to see their confidence grow each day

## ROOM 15 NEWS CONTINUED



One of our favourite activities was our apple science lesson! Students used their senses to describe apples – thinking about how they look, feel, smell, and even sound. We had some fantastic observations and descriptive language from our learners!



Maths has been lots of fun with hands-on activities! Students have been working on number recognition, counting, and matching quantities. Using games and materials has helped make learning maths exciting and meaningful.

♥ We are so proud of Room 15!

It has been wonderful to see students building independence, working together, and showing enthusiasm for their learning. We can't wait to see what exciting learning happens next!



## REFUGEE POSTER NEWS

### SA REFUGEE WEEK 2026 YOUTH POSTER AWARDS EXHIBITION COMPETITION


This term, students across the school have been busy creating powerful and inspiring artworks for the SA Refugee Week 2026 Youth Poster Awards Exhibition. Through this project, students explored the importance of offering a welcoming and supportive home to people who have been forced to leave their own.

Their posters beautifully captured themes of courage, resilience, hope, belonging and strength. The creativity and thoughtfulness demonstrated in each piece reflected a deep understanding of the experiences of others and the importance of kindness and inclusion in our community.

With over 60 outstanding artworks on display, selecting finalists was no easy task. In a wonderful whole-school effort, students participated in voting to decide the top entries, to move on to the next stage of the competition. These artworks will be submitted to the Australian Migrant Resource Centre, with the exciting possibility of being exhibited at the Children's Art Space at the Adelaide Festival Centre alongside entries from across South Australia.

Congratulations to every student who participated. The standard of work produced was exceptional, and each student should feel incredibly proud of their creativity, effort and empathy. We look forward to seeing how our finalists progress in the next round and celebrating the important messages their artworks share.

The following artworks are now on their way to the next round of the competition!



# Good Luck Everyone!

REFUGEE POSTER NEWS CONTINUED



G  
O  
O  
D  
L  
U  
C  
K





**PARK SAFE AT**

**SCHOOL**



Read the signs.  
Check for lines.  
Know the rules.

**Park Safe at Schools.**

For more information scan the QR code or visit

[salisbury.sa.gov.au/parksafe](https://salisbury.sa.gov.au/parksafe)



# IMPORTANT SAFETY NEWS CONTINUED

## PARK SAFE AT SCHOOL

### READ THE SIGNS



#### No Parking Sign:

No parking zones allow you to stop there for 2 minutes and you must be with your vehicle at all times.



#### No Stopping Sign:

This sign means that you cannot stop or park at all in this location. Sometimes No Stopping signs at schools also have a designated time where it is applicable. This means that during the times listed no vehicle can stop in this location, however outside of this time it is allowed.



#### Bus Zone Sign:

A bus zone will have signs at either end and you are not allowed to stop or park in this location unless you are driving an approved bus.



## PARK SAFE AT SCHOOL

### KNOW THE RULES



#### Parking Too Close to Intersection

You cannot park within 10 metres of an intersection or road junction that does not have traffic lights. This helps prevent obstructions and allows drivers to enter and exit roads safely without crossing on to the other side of the road and helps pedestrians see cars approaching.



#### Pedestrian Crossing

You cannot park within 10 metres of a pedestrian crossing. This helps prevent obstructions and allows drivers to clearly see any pedestrians and traffic control devices at the crossing.



#### Double Parking

You cannot stop in traffic next to another vehicle that is already parked near the kerb. This restricts traffic flow and leads to traffic congestion and also blocks the other vehicle from being able to safely exit.



#### Footpath Access Ramps

You cannot park across or in front of pedestrian and footpath access ramps. These are there to assist pedestrian access and allow those with mobility issues and parents with prams to safely use the pathways.



#### Blocking Driveway

You cannot park across or obstruct a driveway, as this prevents residents access to and from their property.

## PARK SAFE AT SCHOOL

### CHECK THE LINES



#### Continuous Yellow Line:

You cannot stop, park or pick up a passenger at the side of the road that has a continuous yellow line. Yellow lines create a safe clearway, improve line of sight for drivers and help improve traffic flows and reduce traffic congestion.



#### Painted Island:

You cannot stop or park on a painted island. These are designed to improve traffic flow, allow entry and exits from road ways and parking areas and improve line of sight.



#### Solid white lines:

You cannot park within 2 metres of a solid white line. Solid white lines in the centre of the road help provide space to prevent vehicles from crossing into the other lane and ensure driver safety near intersections and bends and improve safety at intersections.



#### Yellow broken lines:

Yellow broken lines indicate there is a restriction in that area and are accompanied by signs.

## PARK SAFE AT SCHOOL

### KNOW THE RULES



#### Verge, Nature Strip or Reserve:

You cannot park or stop on a verge, nature strip or reserve. These areas are designed for pedestrian use only. Vehicles not only damage these areas but lead to pedestrian safety concerns forcing people onto roads and limiting line of sight for both pedestrians and other road users.

#### Drive Safe Around Schools

**Check the speed limits - School zones have a speed limit of 25 km/h at any time when a child is in the zone.**

**Don't queue in traffic - If you can't park the first time help reduce traffic congestion by going around the block and trying again.**

**Park and walk - If parking is limited by your school, help reduce the congestion and queues by parking further away and walking.**








# OUT OF SCHOOL HOURS CARE

## Vacation Care | 13 April–24 April

<small>IN-HOUSE NO PARTIAL FEE</small>	<b>FULL FEE</b>	\$70.90	<b>CCS REDUCED FEE*</b>	\$10.20 - \$37.40
	<b>FULL FEE</b>	\$91.80	<b>CCS REDUCED FEE*</b>	\$13.20 - \$48.40

\*Estimation of fees after subsidy is applied

### WEEK 1

Monday 13 April	Tuesday 14 April	Wednesday 15 April	Thursday 16 April	Friday 17 April
<b>In-House</b> <b>Crafty Creations</b>	<b>Excursion</b> <b>Monarto Zoo</b>	<b>In-House</b> <b>Disney Adventures</b>	<b>Excursion</b> <b>Adelaide Crows</b>	<b>In-House</b> <b>Little Scientists Lab</b>
				
Come along and enjoy a variety of colouring and craft activities, including making flowers from pipe cleaners and creating your own bracelet to take home.	Enjoy our visit to learn about different animals. Make sure to pack your recess, lunch and plenty to drink.  Depart: 8:30am Return: 3:30pm Transport: Private Bus	Dress as you favourite Disney character, play some side show games and help with some cooking and making food for a high tea in the afternoon.	Play footy games with the experts, tour the Crows training grounds and get a free membership, with 4 game passes! Depart: 12:00pm Return: 4:00pm Transport: Private Bus	Be a little scientist for the day! Experiment with making a volcano, discover magic ink, and create dazzling fireworks in a jar.
Outcomes: 1, 2, 4	Outcomes: 1, 2, 3	Outcomes: 1, 2	Outcomes: 1, 3	Outcomes: 1, 2, 3, 4

### WEEK 2

Monday 20 April	Tuesday 21 April	Wednesday 22 April	Thursday 23 April	Friday 24 April
<b>Excursion</b> <b>Semaphore Cinema</b>	<b>In-House</b> <b>Ciao Italia</b>	<b>Excursion</b> <b>Soccer Stars In Action</b>	<b>Excursion</b> <b>The Paddocks</b>	<b>In-House</b> <b>Remembering The ANZACs</b>
				
Can you guess the movie? When we get back, get creative by drawing your favourite scenes and characters from the film. Start: 9:00am Finish: 2:00pm Transport: Private Bus	Get hands-on in the kitchen making pasta, pizza, and garlic bread for lunch! Explore Italian crafts, and learn how to play Bocci with your friends.	Come along and learn some soccer skills and enter to win a prize by designing a soccer shirt. Help to make a soccer field cake.  Start: 10:00am Finish: 12:00pm	Let's be active by playing some games on the oval, climb the equipment and have some fun. Enjoy some hot chips for afternoon tea. Depart: 9:30am Return: 1:30pm Transport: Small Bus	Learn how to cook some ANZAC biscuits, make some poppies and learn about ANZAC Day. Get into groups and play a game of cricket outside.
Outcomes: 1, 2, 3, 4	Outcomes: 1, 2, 4	Outcomes: 1, 2, 3, 4	Outcomes: 1, 2, 3	Outcomes: 1, 2, 3, 4



Book your session via the Xplor Home App  
Visit [sa.ymca.org.au/OSHC](http://sa.ymca.org.au/OSHC) for more information

Para Hills West OSHC  
21 Balkara Rd, Para Hills West, SA 5096  
Karen Hay  
0498 988 065

OSHC Support Team  
P 08 8200 2516  
E [oshc@ymcasa.org.au](mailto:oshc@ymcasa.org.au)  
f /YMCA SA OSHC



# OUT OF SCHOOL HOURS CARE

## Para Hills West OSHC

### IMPORTANT INFORMATION

#### WHAT IS INCLUDED

Breakfast and afternoon tea will be provided. Programmed activities including excursions, incursions and in-house activities.

#### WHAT TO BRING

YMCA OSHC promotes a healthy eating environment and encourages families to provide their children with a healthy assortment of food to bring for recess, and lunch. As well as healthy brain food and a water bottle every day.

#### FEES AND CANCELLATIONS

All bookings must be received by Monday 30 March to avoid a \$3 casual fee. Cancellations must be made two weeks prior to the date of the requested care to avoid payment. By making a booking you are agreeing to pay the fees through your direct debit account in addition to normal OSHC bookings. Please review our terms and conditions online for our fee and policy information.

#### EXCURSIONS

Please make sure you arrive at the service at least 30 minutes before the bus departure. Please make sure you sign the Excursion Authorisation when you sign your children into OSHC for that day. While bus drivers in SA are exempt from ensuring passengers under 16 years are restrained. YMCA will make every effort to ensure the safety of all children by using seatbelts that are supplied and be guided by our policies and transport risk assessments.

#### Learning outcomes:



**OUTCOME 1**  
Children and young people have a strong sense of identity



**OUTCOME 2**  
Children and young people are connected and contribute to their world



**OUTCOME 3**  
Children and young people have a strong sense of wellbeing



**OUTCOME 4**  
Children and young people are confident and involved learners



**OUTCOME 5**  
Children and young people are effective communicators

#### SUN SMART POLICY

Sun Smart guidelines are followed so please ensure children are in appropriate clothing and no singlets or thongs. Sunscreen is provided but if your child is sensitive to sunscreen, please bring your own.

#### THINGS TO REMEMBER

Please note that we are a nut-aware service and ask that you do not bring food that contain nut products. Handheld electronics and smart watches are not permitted at the centre. We welcome feedback and suggestions at any time, please see your centre staff. Programmed activities are subject to change.

#### OPERATIONAL HOURS

OSHC will be open from 6:30am - 6:00pm, please sign in and out between these times.

#### DAILY FEES

In-house: \$70.90

\*CCS Reduced fee: \$10.20 - \$37.40

Excursion and Incursion: \$91.80

\*CCS Reduced fee: \$13.20 - \$48.40

\*Estimation of fees after subsidy is applied



Book your session via the Xplor Home App  
Visit [sa.ymca.org.au/OSHC](http://sa.ymca.org.au/OSHC) for more information