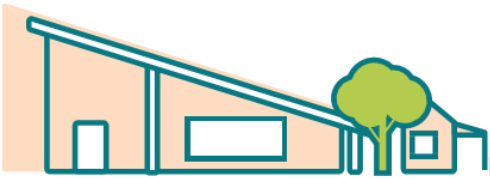




Actively creating the future

Para Hills West Primary School



2025 annual report to the Community

Para Hills West Primary School

Para Hills West Primary School number: 1045

Partnership: Montague



School principal:

Richard Noack

Date of endorsement:

03/02/2026



Government
of South Australia
Department for Education

Context Statement

Para Hills West Primary School caters for students from R-6. At the time of this report, the enrolment in 2025 is 287. Para Hills West Primary School is classified as Category 4 on the Department for Education Index of Educational Disadvantage. At the time of this report, the school population includes 5% Aboriginal students, 16% students with disabilities, 12% students with English as an additional language or dialect (EALD) funded background. Further information about the school is available on the school's website (including its context statement), as well as the My School website.

Data Source: Department for Education data holdings from Mid census captured in AUGUST 2025.

Governing Council Report

I have been truly delighted to serve as Chair for 2025, our sixtieth anniversary year. I would like to sincerely thank my predecessor, Steven Bradshaw, for his faithful chairmanship from 2023 to 2025, and to extend a big thank you to my fellow Governing Council members for their commitment, wisdom, and teamwork throughout the year. I also thank the school staff for your dedication to making the council run smoothly, and for your ongoing commitment to our students.

Our school has grown this year, and we now have 287 students (including IELC). I thank our community for trusting us with the education and care of your children.

Our students have continued to excel in Mathematics (Dispositions and Capabilities) and English (DIBELS and Phonics), providing strong foundations in logic, literacy, and expression. These are achievements worth celebrating.

At Sports Day, our four team captains particularly impressed me in their thank-you speeches. They demonstrated humility in victory and gallantry in defeat, and spoke confidently and coherently off the cuff. That is what true leadership looks like, and it was wonderful to see it modelled so clearly.

Our Pastoral Support Worker, Natalie, has been a welcome presence in our school. By engaging in the everyday nitty-gritty of student and family life, she shines a torch of hope, faith, and love within our community. Thank you, Natalie, for the care and compassion you bring.

Growing up, I learned that the loudest and warmest applause always went to the cook. In that spirit, enormous thanks must go to our canteen volunteer, Anita, for both running the canteen and saving it.

At the start of the year, there was real concern that we might lose our canteen or be forced to outsource it, making prices unaffordable for many families.

I also acknowledge that the choice we made has had an impact on families, particularly the inconvenience of not always being able to take the pressure off a disastrous morning with a lunch order scribbled on a paper bag. Thank you for your understanding.

A major highlight each year is our Performance Night, which is wonderfully well supported by the community. Its popularity does, however, create a challenge: we have more audience members than chairs. I also recognise that it is a long evening, and that many of us need to attend to ordinary routines on our phones during that time. In a traditional theatre setting this would be considered discourteous, but in our context it is entirely understandable. For these reasons, the Governing Council is considering a change in format for 2026. We would very much welcome your thoughts and feedback.

The Governing Council is always happy to have additional members, and we look forward to welcoming new members at the AGM in 2026.

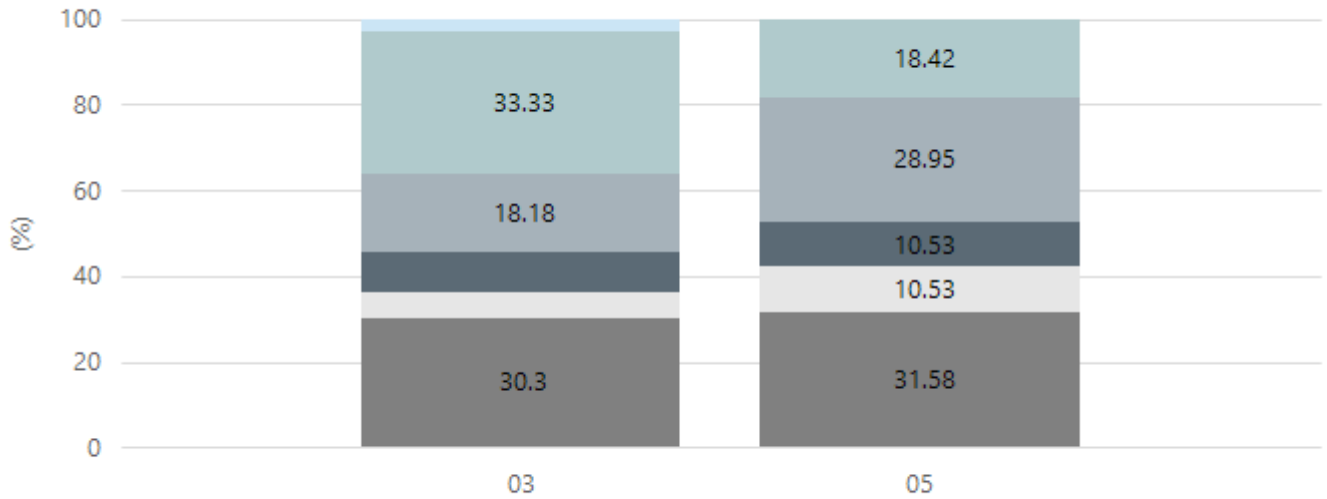
Kurt Glenie

Performance Summary

NAPLAN Proficiency

In 2023 the Australian Curriculum, Assessment and Reporting Authority (ACARA) - a Commonwealth Independent statutory authority - announced changes to NAPLAN performance reporting. The new approach replaces the previous numerical NAPLAN bands and the national minimum standard.

Numeracy

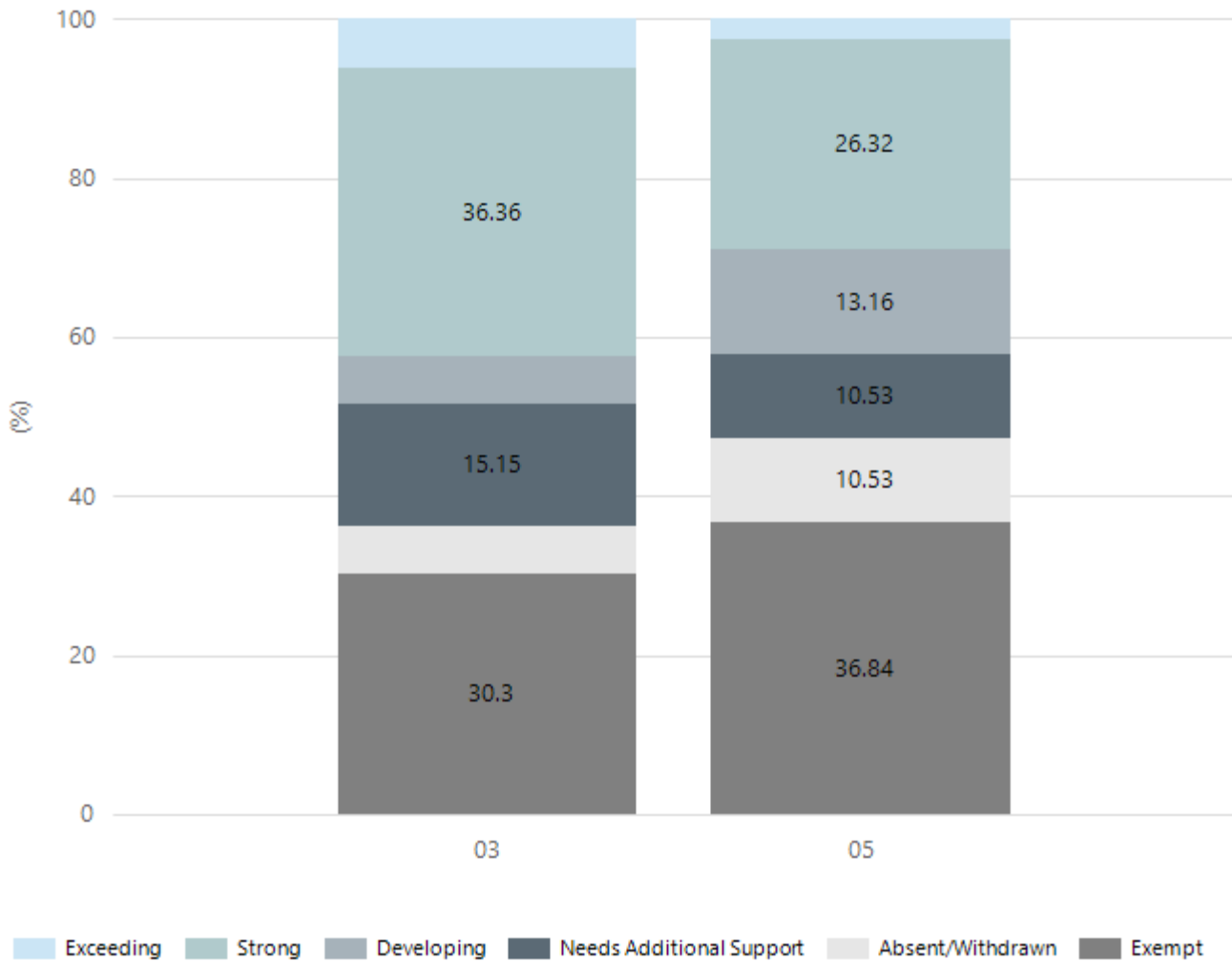


Exceeding Strong Developing Needs Additional Support Absent/Withdrawn Exempt

Year Level	03	05
Exceeding	1	
Strong	11	7
Developing	6	11
Needs Additional Support	3	4
Absent/Withdrawn	2	4
Exempt	10	12
Total	33	38

Data Source: Department for Education Assessment Data Holdings, 2025. If there are less than 6 students who sat NAPLAN in a school, no information will be shown. If a year level has less than 6 students, that year level will not be shown in NAPLAN results.

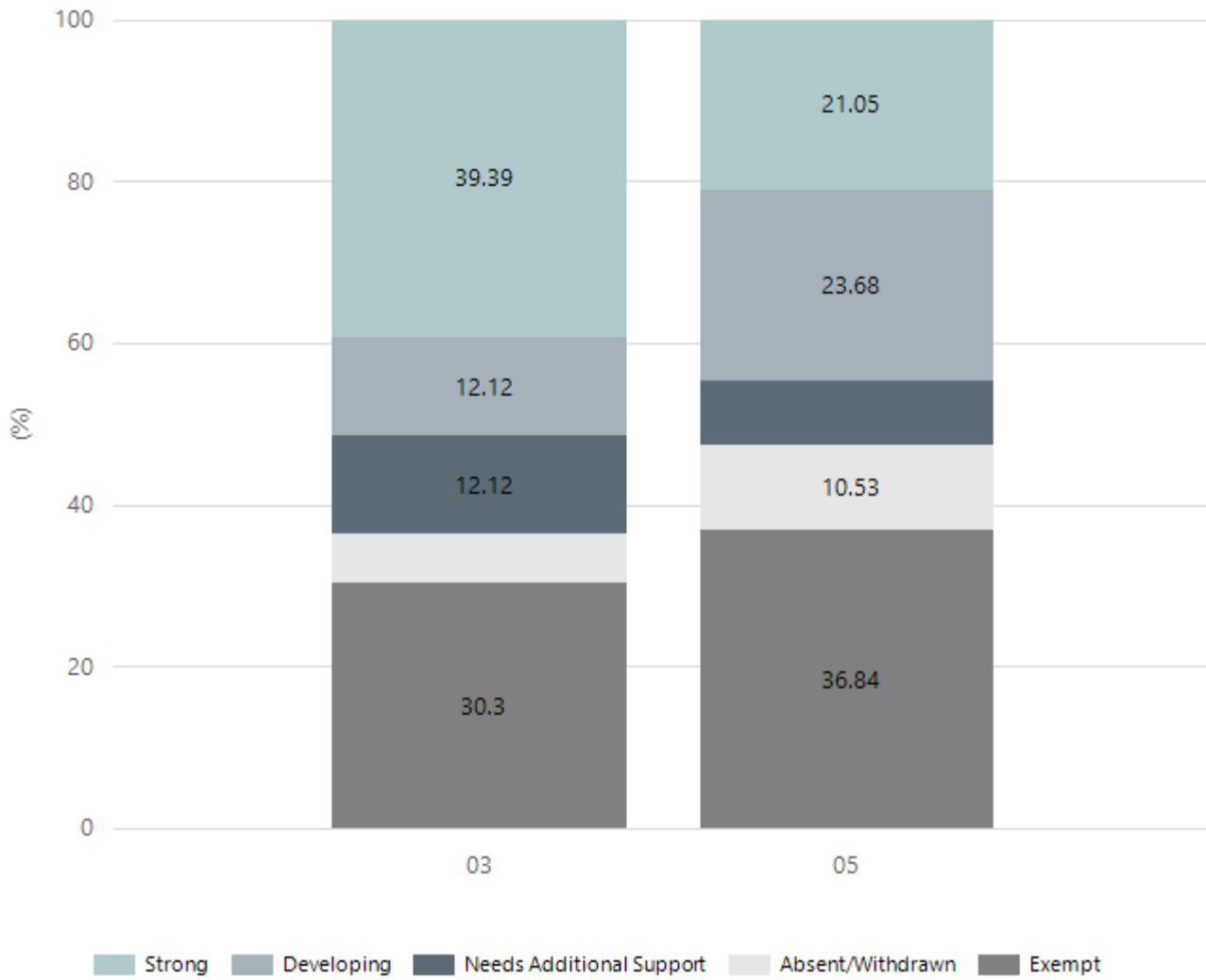
Reading



Year Level	03	05
Exceeding	2	1
Strong	12	10
Developing	2	5
Needs Additional Support	5	4
Absent/Withdrawn	2	4
Exempt	10	14
Total	33	38

Data Source: Department for Education Assessment Data Holdings, 2025. If there are less than 6 students who sat NAPLAN in a school, no information will be shown. If a year level has less than 6 students, that year level will not be shown in NAPLAN results.

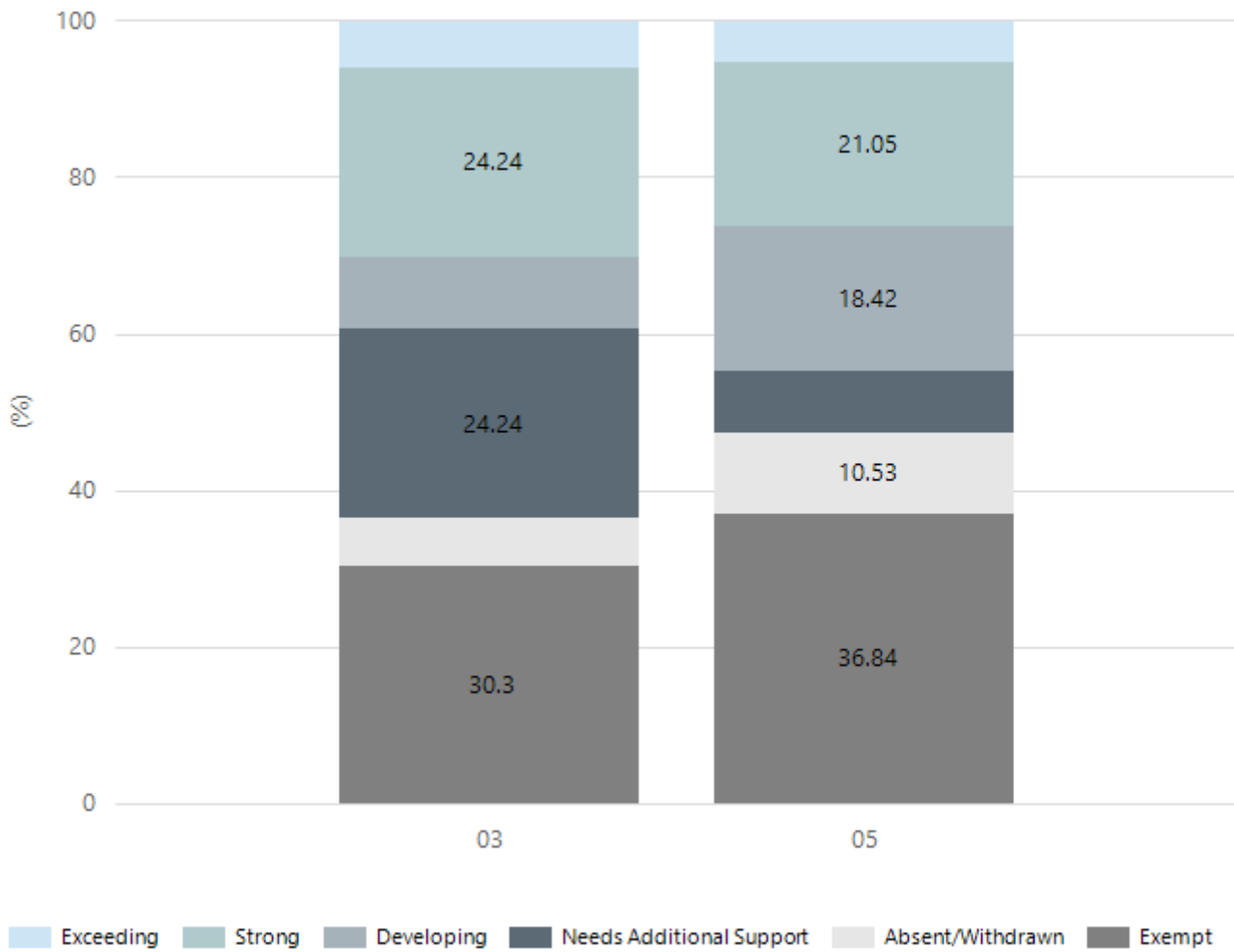
Writing



Year Level	03	05
Strong	13	8
Developing	4	9
Needs Additional Support	4	3
Absent/Withdrawn	2	4
Exempt	10	14
Total	33	38

Data Source: Department for Education Assessment Data Holdings, 2025. If there are less than 6 students who sat NAPLAN in a school, no information will be shown. If a year level has less than 6 students, that year level will not be shown in NAPLAN results.

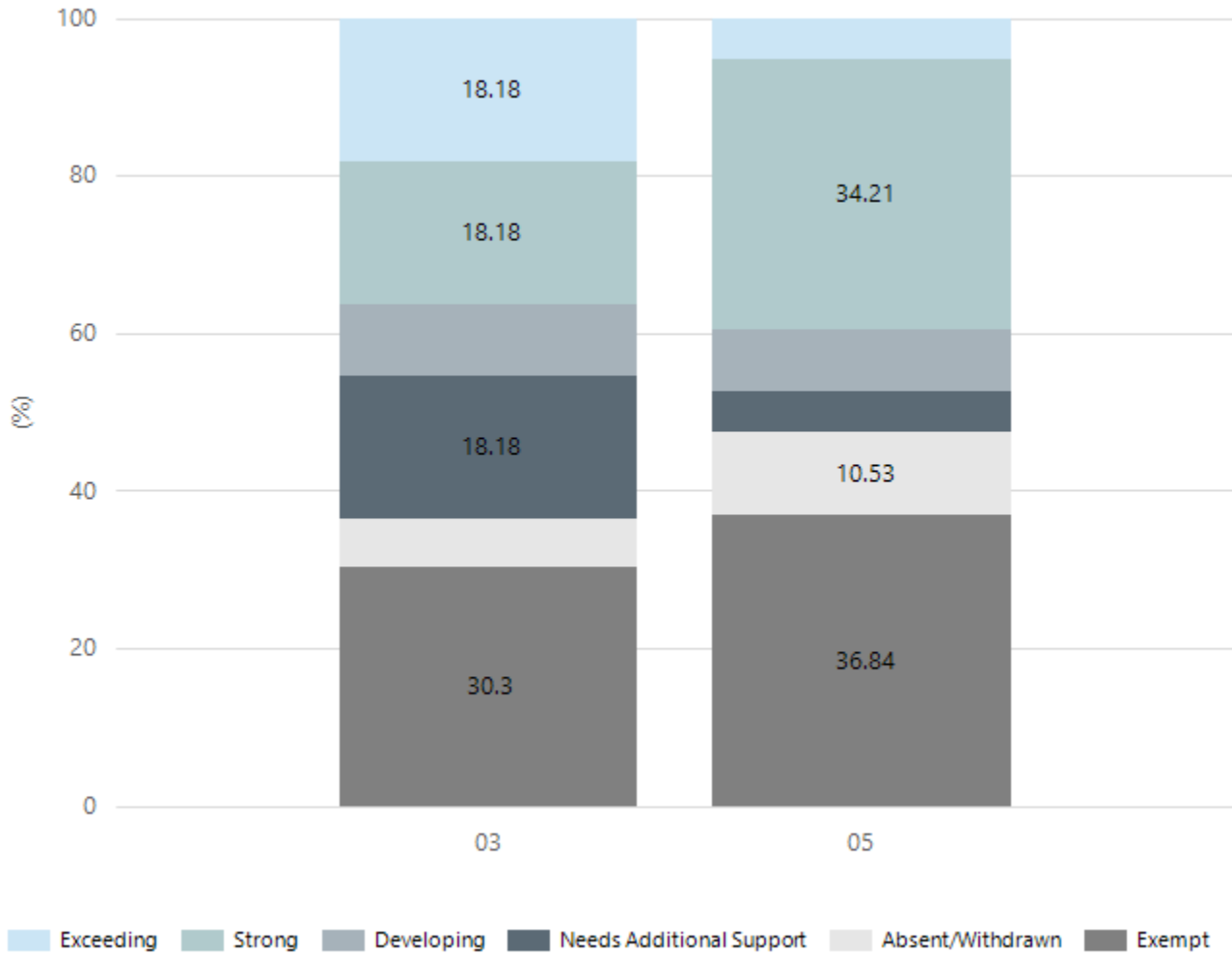
Grammar



Year Level	03	05
Exceeding	2	2
Strong	8	8
Developing	3	7
Needs Additional Support	8	3
Absent/Withdrawn	2	4
Exempt	10	14
Total	33	38

Data Source: Department for Education Assessment Data Holdings, 2025. If there are less than 6 students who sat NAPLAN in a school, no information will be shown. If a year level has less than 6 students, that year level will not be shown in NAPLAN results.

Spelling



Year Level	03	05
Exceeding	6	2
Strong	6	13
Developing	3	3
Needs Additional Support	6	2
Absent/Withdrawn	2	4
Exempt	10	14
Total	33	38

Data Source: Department for Education Assessment Data Holdings, 2025. If there are less than 6 students who sat NAPLAN in a school, no information will be shown. If a year level has less than 6 students, that year level will not be shown in NAPLAN results.

School Attendance

Year Level	2023	2024	2025
Reception	80.3%	85.9%	86.2%
Year 01	79.9%	83.7%	85.9%
Year 02	82.8%	89.1%	88.0%
Year 03	85.5%	83.7%	87.0%
Year 04	82.2%	85.5%	85.6%
Year 05	84.1%	83.4%	85.8%
Year 06	80.0%	89.8%	90.2%
Primary Other	90.4%	90.6%	89.0%
Total	83.6%	86.9%	87.4%

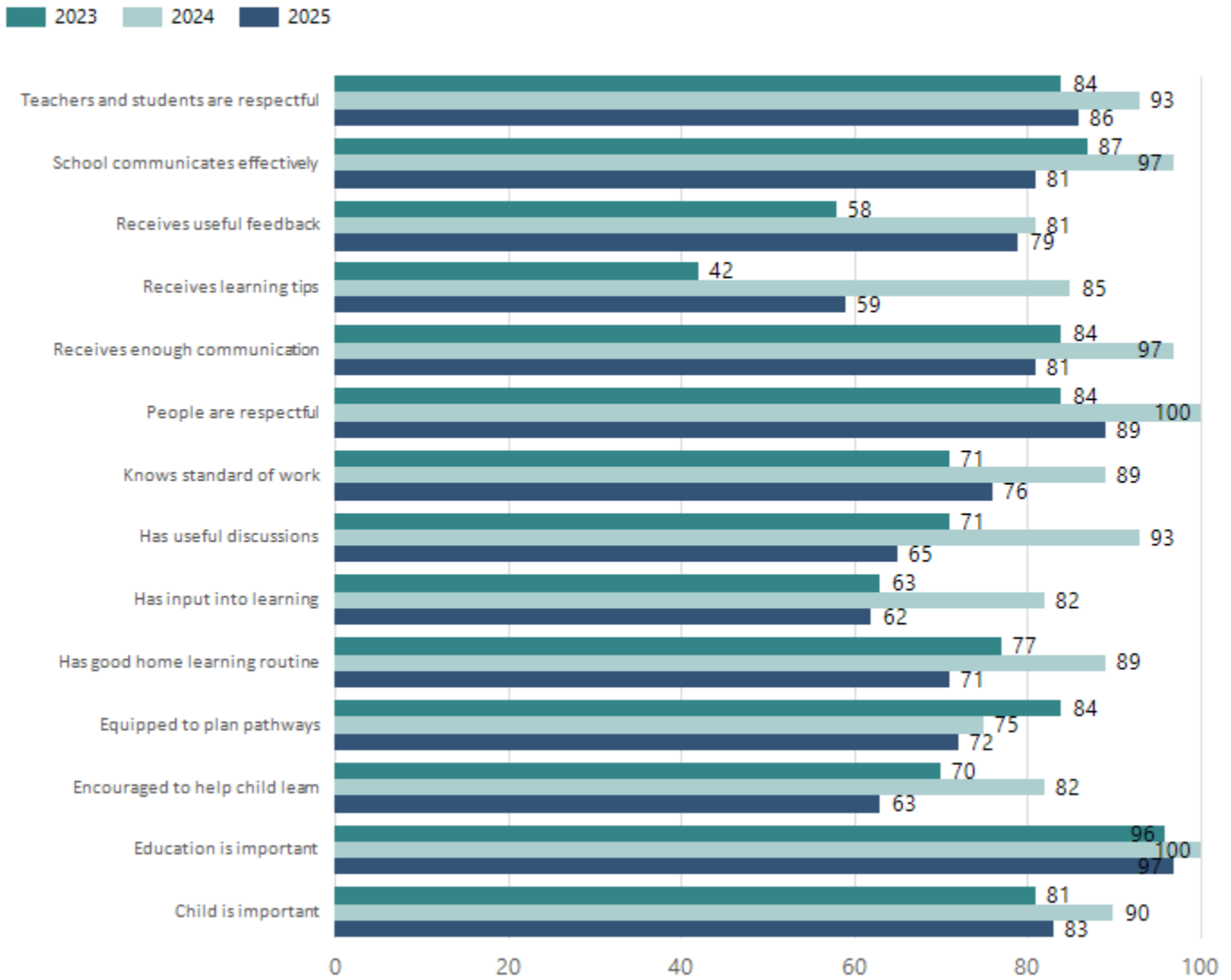
Data Source: Department for Education Attendance Data, Semester 1 Report 2025. A blank cell indicates there we no students enrolled. 'Primary Other' includes students enrolled in specialised education options. 'Secondary Other' includes students who have already spent a year at Year 12 and elected to undertake further study at Year 12.

Attendance Comment

In South Australia, all children and young people must be in school from 6 years to 16 years old. They must attend a government or non-government school full time. From age 16 to 17 however, young people must attend school or an approved learning program (such as an apprenticeship, traineeship, accredited course or university). Schools and parents must encourage and support students to come to school every day. Parents and caregivers must make sure their child is enrolled in a school, and attends school all day and everyday it is open, unless a child is sick or has an approved exemption. Teachers and leaders actively follow up when a student misses school, including recording all absences and non-attendance. All schools in South Australia have local attendance procedures governed under the Education and Children's Services Regulations 2020.

School Parent Opinion Survey Results

Proportion of agree/strongly agree response(%)



Data Source: 2025 Department for Education Parent Opinions Survey, Term 3 2025.

Intended Destination

Leave Reason	Number	%
IS - INTERSTATE	12	38.0%
NG - ATTENDING NON-GOV SCHOOL IN SA	7	22.0%
TG - TRANSFERRED TO SA GOVERNMENT SCHOOL	10	31.0%
U - UNKNOWN	3	9.0%

Data Source: Department for Education Destination Data Report, 2025. Data extract term 3 2025. Data shows recorded destinations for students that left the school in the previous year. Data is uploaded by schools in term 3 and may not reflect final or total figures at time of report creation.

Highest Qualifications held by the teaching workforce and workforce composition

All teachers at this school are qualified and registered with the SA Teachers Registration Board.

Qualification Level	Number of Qualifications
Bachelor's degrees or Diplomas	15
Postgraduate Qualifications	8

Data Source: Data extracted from Mandatory Workforce Information Collections as on the last pay date of June 2025. As self-reported by staff in the system.

Please note: Data includes staff who are Actively employed and on extended paid leave. Please note only the highest qualification of the Teaching staff is reported. Excludes any number of other certifications earned.

Workforce composition including indigenous staff

	Teaching Staff		Non-Teaching Staff	
	Indigenous	Non-Indigenous	Indigenous	Non-Indigenous
Full-Time Equivalents	0.0	21.9	0.4	13.3
Persons	0.0	24.0	1.0	22.0

Data Source: Data extracted from Mandatory Workforce Information Collection as on the last pay date of June 2025.

Please note: Data includes staff who are actively employed and on extended paid leave. "Indigenous category" is self-reported by staff in the system.

Financial Statement

Funding Source	Amount
Grants: State	\$4,920,900.72
Grants: Commonwealth	\$10,050.00
Parent Contributions	\$54,167.08
Fund Raising	\$5121.29
Other	

Data Source: School supplied data.